



We want to involve the whole community in deciding our ambitions for the village: how we see things developing **over the next 25 years.**

# Help us shape the future for Great Wilbraham



HOUSING  
RECREATIONAL FACILITIES  
SOCIAL FACILITIES  
TRANSPORT

BUSINESSES  
EDUCATION  
EMPLOYMENT  
SHOPS



# Will you get involved? We'd like you to...

We plan to set up a working group,  
with members representative of:

PUPILS & STUDENTS, SENIORS  
AND THOSE IN BETWEEN


THOSE BORN IN THE VILLAGE,  
AND 'NEW ARRIVALS'

HOMEOWNERS

CLUBS, GROUPS AND SOCIETIES

TENANTS

BUSINESS OWNERS





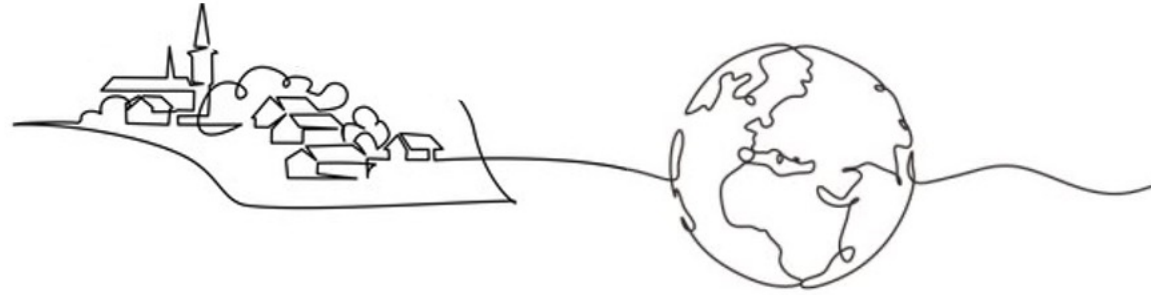
# What is a Parish Plan?



This project will involve consulting the whole village community, agreeing **objectives** and **priorities** and deciding how they are going to be achieved.



# What's included?



A wide range of social, environmental, economic and cultural issues:

**Local** (*i.e. traffic, facilities and housing*)

&

**Global** (*i.e. climate change, fuel poverty*)



# How and when?



## ACTIVITIES

Questionnaires

Webinars

Events

Focus groups

Individual conversations

## TIMESCALE

The project starts today!


1<sup>st</sup> working group meeting in October

Draft report April 2023

Final report Autumn 2023



# Contact us



Hilary Burton

25 Frog End

[gwcllr.burton@wilbrahams.co.uk](mailto:gwcllr.burton@wilbrahams.co.uk)

Christine Page

18 Church Street

[gwcllr.page@wilbrahams.co.uk](mailto:gwcllr.page@wilbrahams.co.uk)