

Wilbrahams' Winter Wonder Walk 2021



Note the letter from each window
display in the spaces above

Name:

Contact:

Child/Adult?

Your Vote for Best Window:

Your Winter Wonder Word:
(Using letters collected)

An Advent Calendar Walk













Visit the 27 decorated windows around the Wilbrahams from 9am to 9pm on their given day. Collect at least 7 letters to be entered into a prize draw. Also win prizes for most windows visited and best winter word or phrase using the letters collected (one entry per person). The sheets can also be downloaded from the village website.

When complete, drop off this form at any of these locations:

- Collection box at St.Nicholas' church, Dec 17 – Jan 4
- The school gate on Jan 4
- Letterbox, 79 High Street, GW, by Jan 4



Please bring donations for Jimmy's night shelter on the dates indicated below (food or any items from Jimmy's Amazon wish list: <https://amzn.eu/eJ2FCIV>).

MON	TUE	WED	THU	FRI	SAT	SUN
		1 Kennels Farmhouse, 2 Mill Rd, GW * 	2 34 Church Close, GW	3 15 Station Road, GW	4 52 Church St, GW * 	5 Primrose Farm Barn, Primrose Farm rd, LW 
6 21 Church Close, GW	7 6 Chapel Meadows, GW	8 30 Toft Lane, GW	9 23 Church Close, GW	10 73 High Street, LW	11 First Steps Day Nursery, 31 Church St, GW 	12 19 Temple End, GW* 
13 76 Angle End, GW	14 Phone Box Book Exchange, High St, GW AND 79 High St, GW	15 1 Bensteads End, GW AND 5 Bensteads End, GW	16 12 The Squire's Field, GW AND 18 High St, GW	17 28 Toft Lane, GW 	18 'The Woman Shed', 6 Station Road, GW * 	19 Rectory Farm, Rectory Farm Rd, LW 
20 48 High Street, LW	21 St. Nicholas' Church, GW *  	22 8 Station rd, GW	23 20 Church Street, GW 	24 71 High Street, LW		

* Notes:

Dec 1 Kennels Farmhouse: The window is seen from the High Street.

Dec 4 Window can be seen from the village green. Ian will put on fireworks display at 7.30pm before turning on the star and lights on the big tree. Further details and potential changes due to weather can be found on the village Facebook page.

Dec 12 Window can be seen from the driveway.

Dec 18 'The Woman Shed' studio will be open 10-3pm. Enter through the side gate. www.facebook.com/TheWomanShed

Dec 21 Carol singing and mulled wine etc at 4pm. All welcome!

Voluntary donation

A voluntary donation from £1 could be given to the Great Wilbraham Primary School via the school square site: <https://great-wilbraham-primary-school-ptfa.square.site>



Other ways to support the school

Shop via any of these websites to support our school. Your shopping will not be more expensive!

- Amazon Smile (smile.amazon.co.uk): Choose 'Great Wilbraham Primary School Parent Teacher Friends Association' and 0.5% of the net purchase price of eligible purchases will go to the PTFA
- Easyfundraising (www.easyfundraising.org.uk): Register at their website and choose to support 'Great Wilbraham CE Primary PTFA'. Shop via this site (which includes over 3,700 retailers e.g. Sainsbury's, Argos, Ebay etc.) and a money donation is made to the school for each purchase.

Email: wilbrahamptfa@gmail.com